



Republic of the Philippines  
**Department of Education**  
REGION IV-A  
SCHOOLS DIVISION OF QUEZON PROVINCE



DEPED - QUEZON  
ICT UNIT

UPLOADED

Date/Time: March 15, 2022

By: Cristell 10:43 AM

Ref. No.: DM 206, s. 2022

11 March 2022

**DIVISION MEMORANDUM**  
DM No. 206, s. 2022

**NATIONWIDE LAUNCH OF MINECRAFT: EDUCATION EDITION MOBILE PILOT**


**To:** OIC - Assistant Schools Division Superintendents  
Division Chiefs  
Unit/Section Heads  
Public Schools District Supervisors  
Elementary and Secondary School Heads  
Teaching and Non-Teaching Personnel  
All Others Concerned

1. Herein is a copy of the **OUA MEMO 00-0322-0094** dated 09 March 2022 signed by Undersecretary Alain Del B. Pascua relative to the conduct of nationwide launch of **Minecraft: Education Edition (M:EE) Mobile Pilot** for public and private school teachers and learners on **16 March 2022 from 11:00 a.m. to 12:00 noon**.
2. The live event can only accommodate the first 100,000 viewers. All others may view the event via <https://aka.ms/MinecraftMobilePH>.
3. For Immediate dissemination and guidance of this Memorandum is desired.

**ELIAS A. ALICAYA, JR., EdD**  
Assistant Schools Division Superintendent  
Officer In-Charge  
Office of the Schools Division Superintendent

ictwbp03/11/2022

DEPEDQUEZON-TM-SDS-04-009-003



*"Creating Possibilities, Inspiring Innovations"*

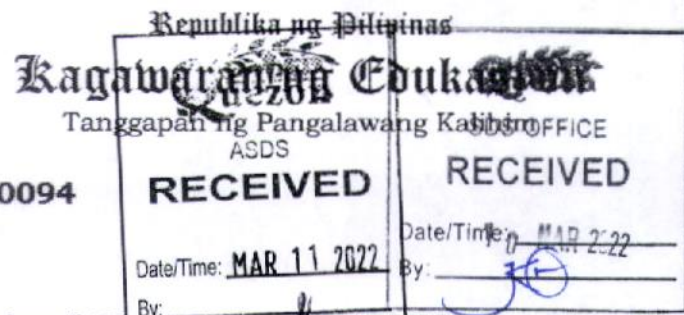
Address: Sitio Fori, Brgy. Talipan, Pagbilao, Quezon  
Trunkline #: (042) 784-0366, (042) 784-0164, (042) 784-0391, (042) 784-0321  
Email Address: [quezon@deped.gov.ph](mailto:quezon@deped.gov.ph)  
Website: [www.depedquezon.com.ph](http://www.depedquezon.com.ph)



\* DO 031122-104655/



QUAD00-0322-00 94  
To authenticate this document,  
please scan the QR Code.



**OUA MEMO 00-0322-0094**  
**MEMORANDUM**  
09 March 2022

For: **Regional Directors and BARMM Education Minister  
Schools Division Superintendents  
School Heads, Teachers, and All Others Concerned**

Subject: **NATIONWIDE LAUNCH OF MINECRAFT: EDUCATION EDITION  
MOBILE PILOT**


The Office of the Undersecretary for Administration (OUA) through the Information and Communications Technology Service-Educational Technology (ICTS-EdTech) and Youth Formation Division (YFD) in partnership with Microsoft Philippines, will conduct the **nationwide launch of Minecraft: Education Edition (M:EE) Mobile Pilot** for public and private school teachers and learners on **16 March 2022 from 11:00 a.m. to 12:00 noon**. Kindly refer to **Annex A** for the program flow, objectives, and detailed instructions to participants.

The launch aims to encourage the 23,000,000 learners and 900,000 teachers of the Department of Education (DepEd) to use M:EE for game-based learning and create better classroom experiences. Further, the event targets to formally announce the nationwide availability of the new **M:EE for Android**. This will amplify the access of DepEd teachers and learners to the application, provide basic training on gameplay, and provide resources and materials that will help participants get started in using M:EE.

Please note that **the live event can only accommodate the first 100,000 viewers**. All others may view the event via <https://aka.ms/MinecraftMobilePH>.

For questions, concerns, and clarifications on this subject, kindly contact Mr. Mark Anthony F. Jamisal, Senior Educational Technology Specialist of the ICTS-EdTech, through email at [markanthony.jamisal@deped.gov.ph](mailto:markanthony.jamisal@deped.gov.ph). Likewise, Mr. Kristian Catahan, Customer Success Manager of Microsoft Philippines, may be reached through email at [v-kricatahan@microsoft.com](mailto:v-kricatahan@microsoft.com).

For information and widest dissemination.

  
**ALAIN DEL B. PASCUA**  
Undersecretary



**Office of the Undersecretary for Administration (OUA)**

*(Administrative Service (AS), Information and Communications Technology Service (ICTS), Disaster Risk Reduction and Management Service (DRRMS), Bureau of Learner Support Services (BLSS), Baguio Teachers Camp (BTC), Central Security & Safety Office (CSSO))*

Department of Education, Central Office, Meralco Avenue, Pasig City  
Rm 519, Mabini Bldg; Mobile: +639260320762; Tel: (+632) 86337203, (+632) 86376207  
Email: [usec.admin@deped.gov.ph](mailto:usec.admin@deped.gov.ph); Facebook/Twitter @depedtayo



Scan this QR Code to view  
Videos and Magazines  
of Major Programs





## Annex A

### Nationwide Launch of Minecraft: Education Edition (M:EE) Mobile Pilot

#### I. Program Flow

| Time                  | Content   | In Charge   |
|-----------------------|---|---|
| 10:45-11:00 a.m.      | <b>Open lobby / Pre-event video loop</b> <ol style="list-style-type: none"> <li>1. DepEd EdTech Programs</li> <li>2. DepEd Youth Formation Division (YFD) Programs</li> <li>3. How to Activate O365 account</li> <li>4. What is M:EE?</li> <li>5. What's new in M:EE?</li> </ol>        | Microsoft<br>DepEd EdTech<br>DepEd YFD              |
| 11:00-11:05 a.m.      | <b>Opening Ceremony</b> <ol style="list-style-type: none"> <li>1. Prayer</li> <li>2. Philippine National Anthem</li> </ol>  | DepEd YFD   |
| 11:05-11:10 a.m.      | <b>Message from DepEd</b><br><br><b>Alain Del B. Pascua</b><br>Undersecretary for Administration  | DepEd OUA   |
| 11:10-11:15 a.m.      | <b>Message from Microsoft</b><br><br><b>Susie Tinker</b><br>Strategic Customer Engagement<br>Manager Minecraft Education (Corp)   | Microsoft<br>MS Corp –<br><b>Susie Tinker</b>       |
| 11:15-11:30 a.m.      | <b>Introducing M:EE for Android</b> <ol style="list-style-type: none"> <li>1. What are we doing – M:EE in PH (Champions, Trainings, ETUlays, etc.)</li> <li>2. How to download and access M:EE on Android</li> <li>3. Basic Game Play M:EE on Android</li> </ol>                        | LINE Learning                                       |
| 11:30-11:45 a.m.      | <b>Lessons in M:EE!</b> <ol style="list-style-type: none"> <li>1. Mapped worlds in MELC (for Teachers)</li> <li>2. Demo of new worlds in M:EE</li> <li>3. Exciting Announcements with Justin Edwards / Director of Learning   Minecraft Education (Corp)</li> </ol>                     | Line Learning<br>MS Corp –<br><b>Justin Edwards</b> |
| 11:45-11:50 a.m.      | <b>DepEd's 5-year GBL plan</b><br><br><b>Mark Anthony C. Sy</b><br>Head, EdTech Unit  | ICTS-EdTech   |
| 11:50 a.m.-12:00 noon | <b>Next steps and what's next?</b><br>Upcoming programs announcement* <ol style="list-style-type: none"> <li>a. Champions</li> <li>b. Virtual Field Trips</li> <li>c. Active Citizen Live Lesson announcement and challenge</li> <li>d. Bootcamp and 3rd PH M:EE Competition</li> </ol> | Microsoft<br>DepEd EdTech<br>DepEd YFD              |



## II. Objectives

1. Announce the availability of the new M:EE application for Android and encourage more DepEd learners and teachers to access M:EE as a new tool for learning.
2. Announce nationwide access of M:EE for Android to all DepEd learners and teachers with resources, guides and actual demos that can easily be implemented.
3. Activate M365 accounts for teachers and learners and utilize their M:EE license with DepEd.
4. Encourage more classrooms to actively use M:EE for game-based learning and create richer classroom experiences.

## III. Action from Participants

1. Before the event
  - a. Attendees must activate their Microsoft accounts **(See Appendix A)**.
  - b. Attendees must access their Microsoft Teams **(See Appendix B)**.
  - c. For attendees with no Microsoft accounts and Teams, they may join the event anonymously **(See Appendix C)**.
2. During the event
  - a. Attendees must log-in to their DepEd Microsoft 365 account.
  - b. All attendees should view the event on this link:  
<https://aka.ms/MinecraftMobilePH> **(See Appendix C)**

**Important Note:** The live event can accommodate the first 100,000 viewers.

3. After the event
  - a. Attendees may download M:EE Android app at:  
<https://aka.ms/MEEAndroidPH> **(See Appendix D)**

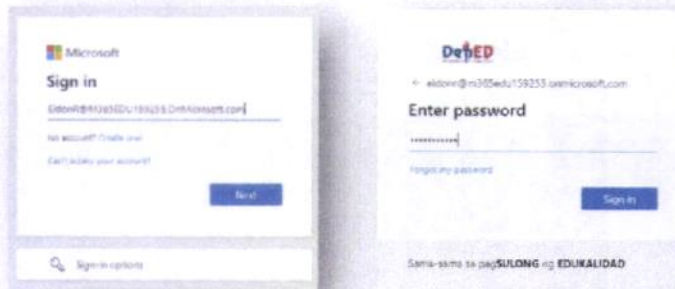




## Appendix A

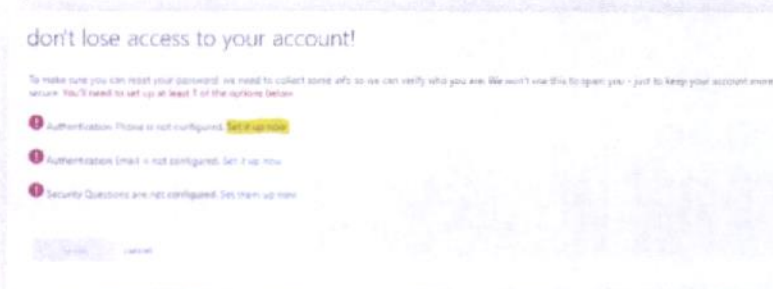
### How to Activate Your Microsoft Account

**STEP 1:** Makipag-ugnayan sa iyong paaralan upang ibigay ang iyong Microsoft 365 account. Sa iyong pagtanggap, pumunta sa **office.com** at mag log-in gamit ang inyong username at password.

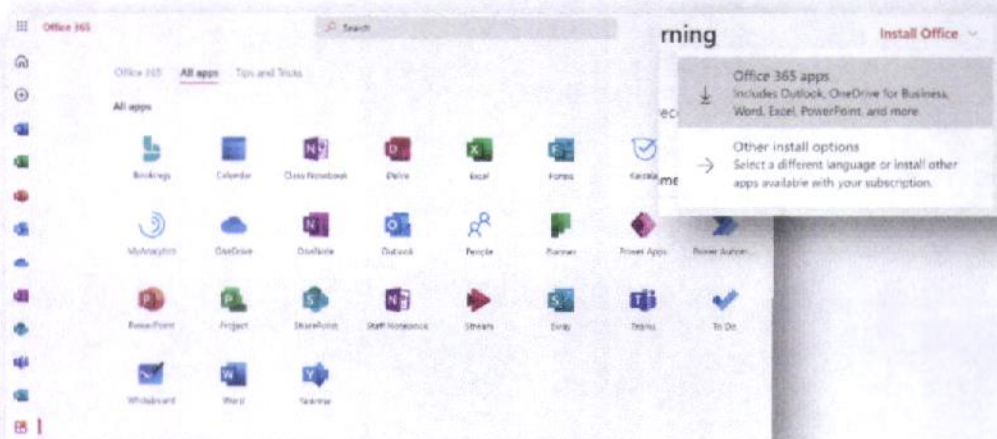


**STEP 2:** Palitan ang iyong temporary password at i-confirm ito.

**STEP 3:** I-rehistro ang iyong mobile number o personal na email address. Maari ring mag-lagay ng Security Questions. I-confirm at maaari nang gamitin ang iyong account.



**STEP 4:** Maaari nang makuha ang Microsoft 365 apps tulad ng Word, Excel, PowerPoint, at Teams gamit ang iyong account! Pumunta sa office.com at i-click ang "Install Office" upang simulan ang pag-download.

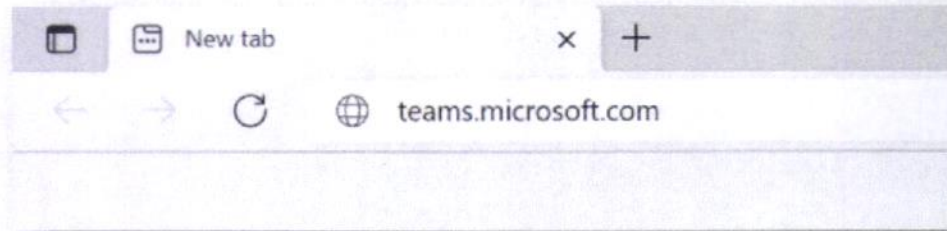




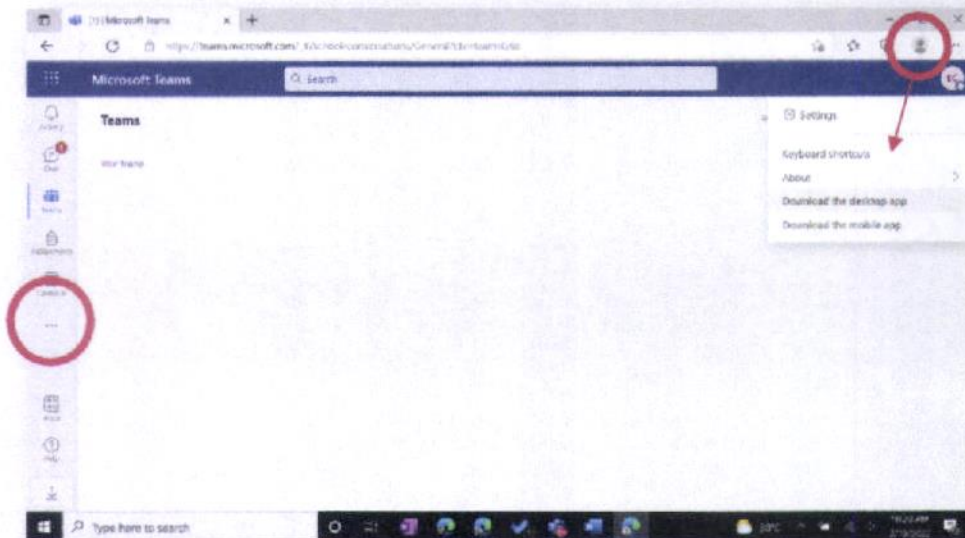
## Appendix B

### How to Access Microsoft Teams (for those with accounts)

**PC/laptop:** Mag-login sa **teams.microsoft.com** gamit ang iyong DepEd Microsoft account



Pagkatapos mag-login, maaaring i-download ang desktop app. I-click ang “...” sa kanang bahagi ng app at piliin ang **“Download the desktop app.”** Maaari ring i-click ang arrow down key sa kaliwang bahagi ng app.



**Mobile:** Pumunta lamang sa Google Play Store o kaya sa App Store at hanapin ang **“Microsoft Teams.”** Mag-login gamit ang iyong **DepEd Microsoft account.**

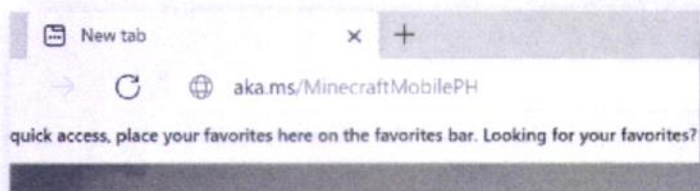




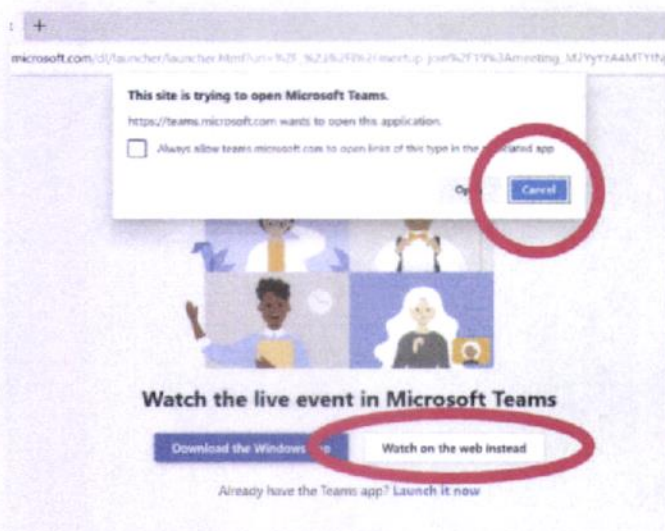
## Appendix C

### How to Join the Live Event

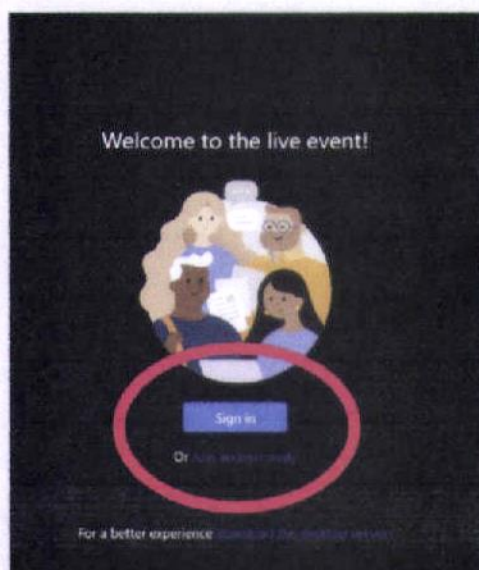
Mag-login sa **teams.microsoft.com** sa inyong laptop o tablet. I-type ang: **aka.ms/MinecraftMobilePH**



I-click ang **“Cancel,”** at piliin ang **“Watch on the web instead”** upang mapanood ito sa web browser. (Note: kapag ikaw ay may Teams app na sa iyong device, maaari mong piliin ang **“Launch it now.”**)



I-click ang **“Join anonymously”** kung wala pang DepEd Microsoft account, at panoorin ang programa!



Hintaying magsimula ang programa!





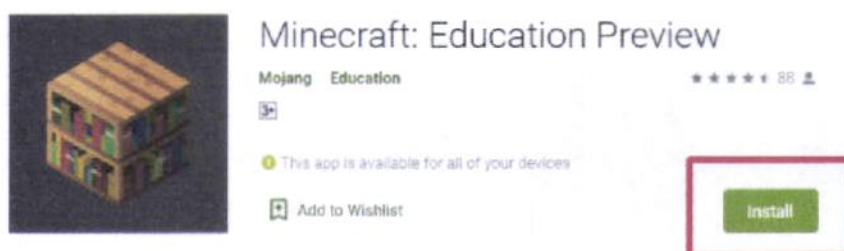
## Appendix D

### How to Download M:EE Android Application

**STEP 1:** Gamit ang iyong Android phone o tablet, mag-tungo sa Google Play Store application at i-search ang Minecraft: Education Preview na application. Maari ring i-type ang link na ito sa inyong Android browser: <https://aka.ms/MEEAndroidPH>



**STEP 2:** i-Click ang install at hintayin na mag-install sa iyong Android phone o tablet.



**STEP 3:** Kapag successful ang installation, hanapin ang application sa iyong Android phone o tablet at buksan ito.



**STEP 4:** Mag sign-in sa application gamit ang iyong Microsoft 365 account. Kailangan ang Microsoft 365 account para magamit ang M:EE sa inyong mga Android phones. Kapag successful ang sign-in, maari niyo nang magamit at ma-access ang application.





